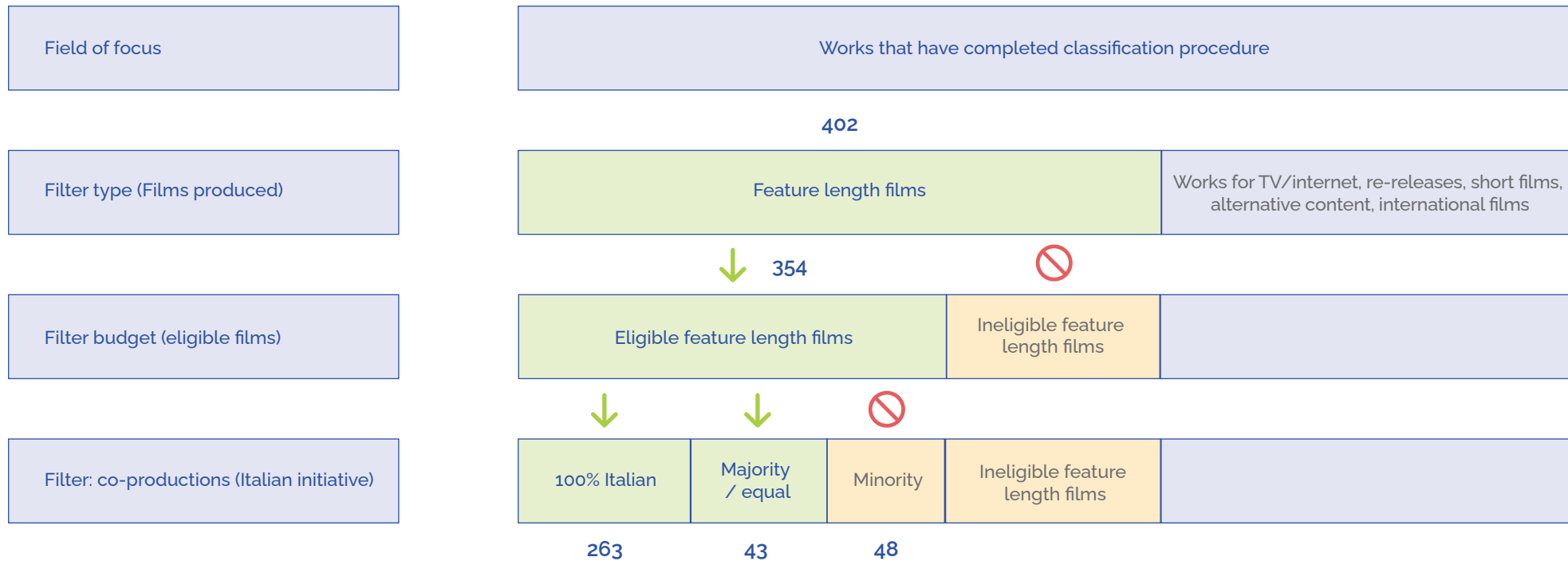


ITALY'S
CINEMA AND AUDIOVISUAL
INDUSTRY IN NUMBERS

2023

Cinema Production

Analysis perimeter



Cinema Production

- **402** films were produced in Italy in **2023** (+13% on 2022), an increase on pre-pandemic numbers (+23,7% on 2019).
- **262** films were 100% Italian productions (**156** features, **106** documentaries), in addition to **92** co-productions, for a total of **354** films eligible as Italian, an increase of **12%** on **2022**.
- Increase in female directors (films and documentaries) both as a percentage of the total (**17%**) and in unit terms (+52% on 2022).
- The total cost of the films produced tallies to over **€700M** (+21% on 2022).
- Cost breakdowns demonstrate that approximately **57%** of budgets come from "other", attributable mostly to broadcaster and platform investment.
- The largest quota of domestic public investment derives from tax credit: in **2023** tax credit for production alone came to **€206.13 M** (+17,6% on 2022).
- **2023** registered an increase in tax credit requests in number of films (**398**) and credit amount (**€225.26 M**).
- **60 to 80%** of the films completing classification between **2019** and **2023** were distributed theatrically.

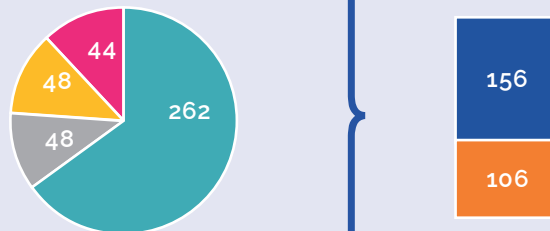
01

Cinema Production

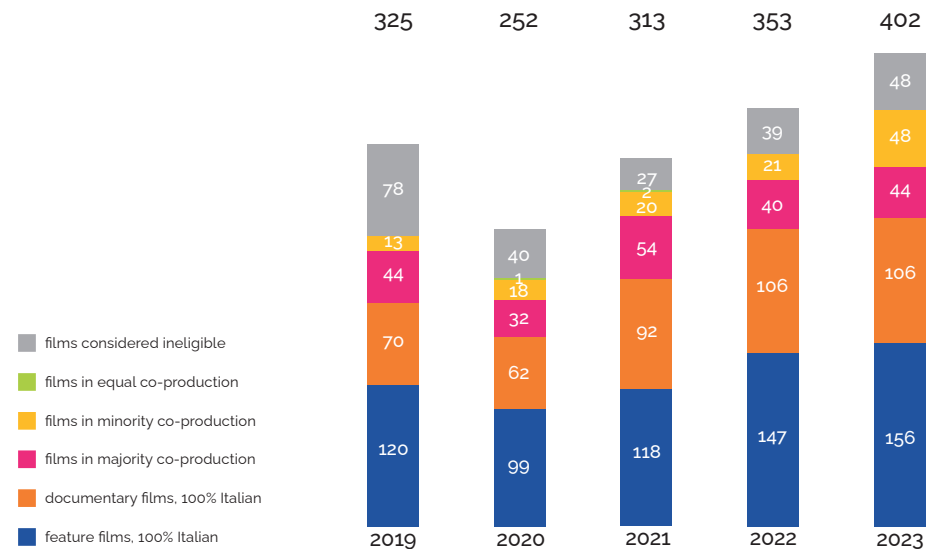
Number of films

402 films were produced in Italy in **2023**, an increase of **13%** on **2022** and **23.7%** on **2019**.

Film produced in 2023



Film produced 2019-2023



Cinema Production

Gender parity report

Increase in female directors: from **13%** in **2019** to **17%** in **2023**.

Gender parity report 2023

- Men
- Women
- Combined



318
79%

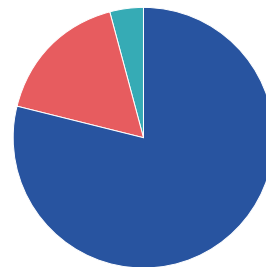


69
17%



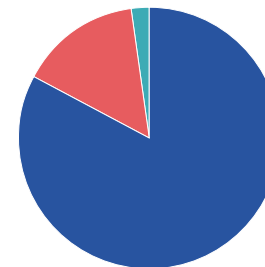
15
4%

Italian films produced in 2023 (quantity, percentage)



| | | |
|-------------------------------------|------------|-----|
| ■ | 318 | 79% |
| ■ | 69 | 17% |
| ■ | 15 | 4% |

Budgets for Italian films produced in 2023 (quantity, percentage)



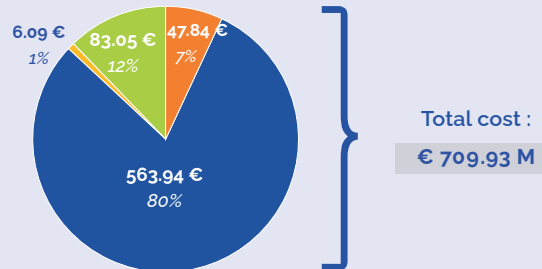
| | | |
|-------------------------------------|-------------------|-----|
| ■ | € 508.26 M | 83% |
| ■ | € 89.01 M | 15% |
| ■ | € 14.42 M | 2% |

Cinema Production

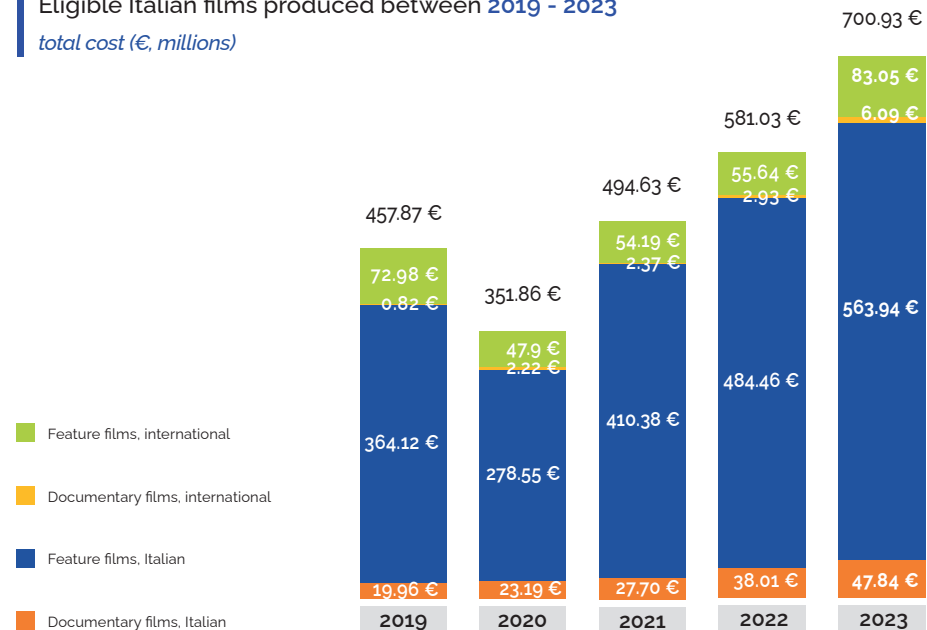
Cost

The combined cost of the Italian films produced in **2023** tallies to **> €700M**, an increase of **21%** on **2022** and **53%** on **2019**.

Eligible Italian films produced in 2023 total cost (€, millions)



Eligible Italian films produced between 2019 - 2023 total cost (€, millions)



Cinema Production

International Partners

Co-productions by partner nationality, 2023

| | |
|-------------|----|
| FRANCE | 22 |
| SWITZERLAND | 14 |
| BELGIUM | 9 |
| ARGENTINA | 8 |
| SLOVENIA | 5 |
| POLAND | 5 |
| SPAIN | 5 |
| USA | 4 |
| IRELAND | 3 |
| SWEDEN | 3 |

| | |
|-------------|---|
| BRAZIL | 3 |
| HUNGARY | 3 |
| NETHERLANDS | 3 |
| ALBANIA | 3 |
| SERBIA | 3 |
| GERMANY | 3 |
| CROATIA | 2 |
| LITHUANIA | 2 |
| MEXICO | 2 |
| NORWAY | 2 |

The main international co-production partners in 2023 were **France, Switzerland and Belgium**.

| | |
|-------------|---|
| ROMANIA | 2 |
| UK | 2 |
| SLOVAK REP. | 2 |
| CZECH REP. | 2 |
| ISRAEL | 2 |
| KOSOVO | 1 |
| LEBANON | 1 |
| LUXEMBOURG | 1 |
| CUBA | 1 |
| TUNISIA | 1 |

| | |
|-----------|---|
| SRI LANKA | 1 |
| BULGARIA | 1 |
| UAE | 1 |
| RUSSIA | 1 |
| CHILE | 1 |
| VENEZUELA | 1 |
| PORTUGAL | 1 |
| LATVIA | 1 |
| CANADA | 1 |
| UKRAINE | 1 |

Cinema Production

Cost bracket

Italian initiative films, produced between 2019 - 2023
quantity of films, budget (€, millions)

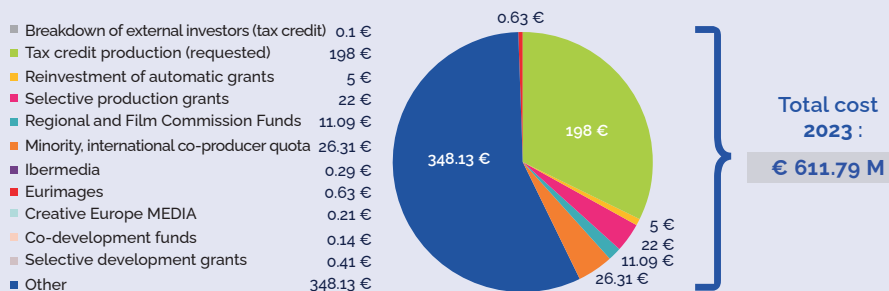
In 2023 the combined cost of 40 works with budgets between
€3.5 - €10 M was € 224 M.

| COST BRACKET | 2019 | | 2020 | | 2021 | | 2022 | | 2023 | |
|-------------------------------|------------|-----------------|------------|-----------------|------------|-----------------|------------|-----------------|------------|-----------------|
| | FILM | TOTAL | FILM | TOTAL | FILM | TOTAL | FILM | TOTAL | FILM | TOTAL |
| ≤ 200,000 € | 65 | 6.56 € | 49 | 5.23 € | 82 | 8.71 € | 77 | 7.84 € | 69 | 7.49 € |
| > 200,000 € e ≤ 800,000 € | 64 | 24.65 € | 55 | 22.83 € | 57 | 22.51 € | 72 | 29.49 € | 96 | 42.13 € |
| > 800,000 € e ≤ 1,500,000 € | 35 | 36.51 € | 22 | 23.79 € | 35 | 38.28 € | 46 | 52.35 € | 39 | 45.65 € |
| > 1,500,000 € e ≤ 2,500,000 € | 25 | 48.14 € | 27 | 52.96 € | 25 | 49.01 € | 23 | 46.19 € | 27 | 54.42 € |
| > 2,500,000 € e ≤ 3,500,000 € | 7 | 21.02 € | 14 | 40.45 € | 22 | 62.43 € | 28 | 83.16 € | 21 | 62.47 € |
| > 3,500,000 €, ≤ 10,000,000 € | 34 | 184.36 € | 25 | 125.94 € | 45 | 257.13 € | 42 | 224.47 € | 40 | 224.01 € |
| > 10,000,000 € | 4 | 62.83 € | 2 | 28.63 € | 0 | - | 6 | 78.98 € | 14 | 175.62 € |
| TOTAL | 234 | 384.07 € | 194 | 299.85 € | 266 | 438.08 € | 294 | 522.47 € | 306 | 611.79 € |

Cinema Production

Sources of funding

The main source of public financing, **€198 M (32%)**, was tax credit requested for production.



Italian initiative films, produced between **2019 - 2023**
sources of funding (€, millions)

| | 2019 | 2020 | 2021 | 2022 | 2023 |
|---|-----------------|-----------------|-----------------|-----------------|-----------------|
| Breakdown of external investors | 28 € | 10 € | 8 € | 0.9 € | 0.1 € |
| Tax credit production (requested) | 95 € | 71 € | 132 € | 176 € | 198 € |
| Reinvestment of automatic grants | 0.6 € | 0 € | 6 € | 5 € | 5 € |
| Selective production grants | 14 € | 16 € | 19 € | 24 € | 22 € |
| Regional and Film Commission Funds | 8.50 € | 14.62 € | 18 € | 17.35 € | 11.09 € |
| Minority, international co-producer quota | 14 € | 15 € | 24 € | 20.51 € | 26.31 € |
| Ibermedia | 0.14 € | 0 € | 0.24 € | 0.1 € | 0.29 € |
| Eurimages | 1.44 € | 1.23 € | 1.01 € | 1.06 € | 0.63 € |
| Creative Europe MEDIA | 0.38 € | 0.20 € | 0.07 € | 0.25 € | 0.21 € |
| Co-development funds | 0.12 € | 0 € | 0.09 € | 0.03 € | 0.14 € |
| Selective development grants | 0.25 € | 0.08 € | 0.10 € | 0.94 € | 0.41 € |
| Other | 222.25 € | 174.44 € | 228.99 € | 277.20 € | 348.13 € |
| TOTAL | 384.07 € | 301.74 € | 438.08 € | 522.47 € | 611.79 € |

Cinema Production

Selective and automatic production grants

Films eligible as Italian produced between 2019 - 2023
grants (€ millions)

162 projects were financed with selective and automatic grants in 2023 for a total of €33M.

| | 2019 | | 2020 | | 2021 | | 2022 | | 2023 | |
|------------------------------------|-----------|---------------|-----------|---------------|------------|---------------|------------|---------------|------------|----------------|
| | FILM | GRANT | FILM | GRANT | FILM | GRANT | FILM | GRANT | FILM | GRANT |
| Cultural Interest (IC) grants | 9 | 2.30 € | 5 | 0.90 € | 3 | 0.80 € | 1 | 0.02 € | 0 | - |
| Debut or Second work (OPS) grants | 16 | 2.05 € | 12 | 1.93 € | 3 | 0.60 € | 0 | 0 € | 1 | 0.15 € |
| Selective Production grants | 38 | 9.86 € | 56 | 13.06 € | 77 | 17.11 € | 94 | 23.98 € | 89 | 22.94 € |
| Section 1 – Young Talent | 6 | 1.38 € | 7 | 1.56 € | 7 | 1.89 € | 13 | 3.83 € | 12 | 3.51 € |
| Section 2 – Debut and second works | 7 | 2.35 € | 17 | 4.58 € | 20 | 4.94 € | 20 | 5.65 € | 19 | 5.01 € |
| Section 3 – Doc and shorts | 14 | 0.80 € | 14 | 0.87 € | 23 | 1.52 € | 26 | 1.31 € | 25 | 1.66 € |
| Section 4 – Animation | 0 | - | 1 | 0.40 € | 2 | 0.80 € | 2 | 0.62 € | 4 | 1.87 € |
| Section 5 – Difficult films | 11 | 5.33 € | 17 | 5.65 € | 25 | 7.97 € | 33 | 12.57 € | 29 | 10.89 € |
| Development / Original screenplay | 4 | 0.25 € | 1 | 0.08 € | 5 | 0.29 € | 14 | 0.94 € | 7 | 0.41 € |
| Minorities fund | 0 | - | 1 | 0.10 € | 7 | 0.88 € | 13 | 1.06 € | 33 | 4.24 € |
| Co-development funds | 4 | 0.12 € | 0 | - | 1 | 0.09 € | 1 | 0.03 € | 8 | 0.41 € |
| Reinvestment of automatic grants | 4 | 0.64 € | 1 | 0.05 € | 35 | 6.28 € | 28 | 4.75 € | 24 | 4.81 € |
| TOTAL | 75 | 15.22€ | 76 | 16.11€ | 131 | 26.06€ | 151 | 30.78€ | 162 | 32.96 € |

Cinema Production

Tax credit requested

Italian films produced from **2022 - 2023**

tax credit requested (€, millions) and quantity of films

| | 2022 | | 2023 | |
|-----------------------------------|-----------------|-------------|-----------------|-------------|
| | ABSOLUTE VALUE | % VALUE | ABSOLUTE VALUE | % VALUE |
| Production tax credit requested | 175.70 € | 91% | 206.13 € | 92% |
| External tax credit requested | 0.28 € | 0% | 0.12 € | 0% |
| Distribution tax credit requested | 16.55 € | 9% | 19.01 € | 8% |
| TOTAL | 192.54 € | 100% | 225.26 € | 100% |

92% of the tax credit requests in **2023** were for the production tax credit, for a total of **> € 206M**.

| | 2022 | | 2023 | |
|-----------------------------------|--------------------|------------------|--------------------|------------------|
| | NUMBER OF REQUESTS | % OF TOTAL FILMS | NUMBER OF REQUESTS | % OF TOTAL FILMS |
| Production tax credit requested | 258 | 74% | 301 | 76% |
| External tax credit requested | 2 | 1% | 2 | 1% |
| Distribution tax credit requested | 91 | 26% | 95 | 24% |
| TOTAL | 351 | 100% | 398 | 100% |

Cinema Production

Tax credit requested

Documentaries

Works of research and training

| | 2021 | 2022 | 2023 |
|------------------|---------------|---------------|---------------|
| Films (quantity) | 7 | 17 | 13 |
| TOTAL | 0.81 € | 1.94 € | 1.00 € |

Eligible Italian documentaries produced between 2019 - 2023

tax credit requested (€, millions) and quantity of films

| | 2019 | | 2020 | | 2021 | | 2022 | | 2023 | |
|-----------------------------------|----------------|-------------|----------------|-------------|----------------|-------------|----------------|-------------|----------------|-------------|
| | ABSOLUTE VALUE | % | ABSOLUTE VALUE | % | ABSOLUTE VALUE | % | ABSOLUTE VALUE | % | ABSOLUTE VALUE | % |
| Production tax credit requested | 4.11 € | 85% | 5.01 € | 70% | 8.58 € | 91% | 10.43 € | 81% | 16.55 € | 92% |
| External tax credit requested | 0.32 € | 7% | 0 € | 0% | 0.15 € | 2% | 0 € | 0% | 0 € | 0% |
| Distribution tax credit requested | 0.40 € | 8% | 2.10 € | 30% | 0.71 € | 7% | 2.52 € | 19% | 1.47 € | 8% |
| TOTAL | 4.83 € | 100% | 7.11 € | 100% | 9.45 € | 100% | 12.93 € | 100% | 18.02 € | 100% |

| | | | | | | | | | | |
|-----------------------------------|-----------|-------------|-----------|-------------|-----------|-------------|------------|-------------|------------|-------------|
| Production tax credit requested | 56 | 77% | 49 | 72% | 80 | 88% | 87 | 78% | 104 | 81% |
| External tax credit requested | 4 | 5% | 1 | 1% | 4 | 4% | 0 | 0% | 0 | 0% |
| Distribution tax credit requested | 13 | 18% | 18 | 26% | 7 | 8% | 25 | 22% | 24 | 19% |
| TOTAL | 73 | 100% | 68 | 100% | 91 | 100% | 112 | 100% | 128 | 100% |

Cinema Production

Tax credit requested

Fiction

Works of research and training

| | 2021 | 2022 | 2023 |
|------------------|---------------|---------------|---------------|
| Films (quantity) | 4 | 15 | 11 |
| TOTAL | 0.34 € | 3.79 € | 1.88 € |

Feature films, eligible as Italian, produced between 2019 - 2023

tax credit requested (€, millions) and quantity of films

| | 2019 | | 2020 | | 2021 | | 2022 | | 2023 | |
|-----------------------------------|-----------------|-------------|----------------|-------------|-----------------|-------------|-----------------|-------------|-----------------|-------------|
| | ABSOLUTE VALUE | % | ABSOLUTE VALUE | % | ABSOLUTE VALUE | % | ABSOLUTE VALUE | % | ABSOLUTE VALUE | % |
| Production tax credit requested | 91.16 € | 84% | 67.93 € | 79% | 126.57 € | 96% | 165.28 € | 92% | 189.58 € | 91% |
| External tax credit requested | 10.16 € | 9% | 2.89 € | 3% | 2.44 € | 2% | 0.28 € | 0% | 0.12 € | 0% |
| Distribution tax credit requested | 7.71 € | 7% | 15.03 € | 18% | 2.10 € | 2% | 14.04 € | 8% | 17.55 € | 9% |
| TOTAL | 109.03 € | 100% | 85.86 € | 100% | 131.11 € | 100% | 179.59 € | 100% | 207.24 € | 100% |

| | | | | | | | | | | |
|-----------------------------------|------------|-------------|------------|-------------|------------|-------------|------------|-------------|------------|-------------|
| Production tax credit requested | 135 | 58% | 116 | 64% | 155 | 87% | 171 | 71% | 197 | 73% |
| External tax credit requested | 33 | 14% | 16 | 9% | 10 | 6% | 2 | 1% | 2 | 1% |
| Distribution tax credit requested | 63 | 27% | 50 | 27% | 14 | 8% | 66 | 28% | 71 | 26% |
| TOTAL | 231 | 100% | 182 | 100% | 179 | 100% | 239 | 100% | 270 | 100% |

Cinema Production

Production tax credit

Documentaries

Italian initiative documentaries produced between **2019 - 2023**

Quantity of films (units, percentage) requesting Production tax credit by cost bracket

| COST BRACKET | 2019 | | 2020 | | 2021 | | 2022 | | 2023 | |
|-------------------------------|-----------|------------|-----------|------------|-----------|------------|-----------|------------|-----------|------------|
| | FILM | % | FILM | % | FILM | % | FILM | % | FILM | % |
| ≤ 200,000 € | 25 | 54% | 13 | 43% | 35 | 61% | 30 | 48% | 27 | 53% |
| > 200,000 € e ≤ 800,000 € | 28 | 85% | 28 | 85% | 36 | 95% | 40 | 87% | 54 | 93% |
| > 800,000 € e ≤ 1,500,000 € | 2 | 67% | 2 | 100% | 6 | 75% | 8 | 100% | 5 | 100% |
| > 1,500,000 € e ≤ 2,500,000 € | 0 | 0% | 1 | 100% | 0 | 0% | 1 | 33% | 2 | 100% |
| > 2,500,000 € e ≤ 3,500,000 € | 0 | 0% | 0 | 0% | 0 | 0% | 0 | 0% | 2 | 100% |
| > 3,500,000 €, ≤ 10,000,000 € | 0 | 0% | 1 | 100% | 0 | 0% | 0 | 0% | 1 | 100% |
| > 10,000,000 € | 0 | 0% | 0 | 0% | 0 | 0% | 0 | 0% | 0 | 0% |
| TOTAL | 55 | 67% | 45 | 67% | 77 | 75% | 79 | 67% | 91 | 76% |

Cinema Production

Production Tax credit

Feature films

Italian initiative feature films produced between 2019 - 2023

quantity of films (units, percentage) requesting Production tax credit, by cost bracket

| COST BRACKET | 2019 | | 2020 | | 2021 | | 2022 | | 2023 | |
|-------------------------------|------------|------------|------------|------------|------------|------------|------------|------------|------------|------------|
| | FILM | % | FILM | % | FILM | % | FILM | % | FILM | % |
| ≤ 200,000 € | 5 | 26% | 8 | 42% | 11 | 44% | 6 | 38% | 4 | 22% |
| > 200,000 € e ≤ 800,000 € | 23 | 74% | 17 | 77% | 17 | 89% | 21 | 81% | 31 | 82% |
| > 800,000 € e ≤ 1,500,000 € | 29 | 91% | 18 | 90% | 25 | 92% | 38 | 100% | 34 | 100% |
| > 1,500,000 € e ≤ 2,500,000 € | 25 | 100% | 26 | 100% | 24 | 96% | 20 | 100% | 25 | 100% |
| > 2,500,000 € e ≤ 3,500,000 € | 7 | 100% | 14 | 100% | 22 | 100% | 28 | 100% | 19 | 100% |
| > 3,500,000 €, ≤ 10,000,000 € | 34 | 100% | 24 | 100% | 43 | 96% | 42 | 100% | 39 | 100% |
| > 10,000,000 € | 4 | 100% | 2 | 100% | 0 | 0% | 6 | 100% | 14 | 100% |
| TOTAL | 127 | 84% | 109 | 86% | 142 | 87% | 161 | 91% | 166 | 89% |

Cinema Production

Box office and tickets

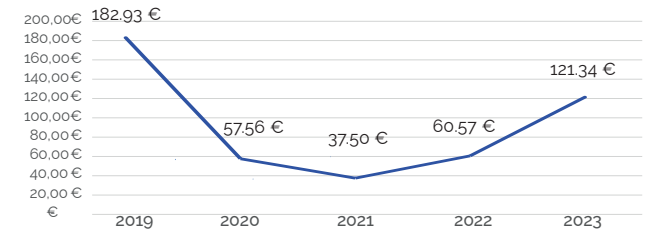
60-80% of the films completing classification between **2019** and **2023** were distributed theatrically.

Italian films produced between **2019 - 2023**

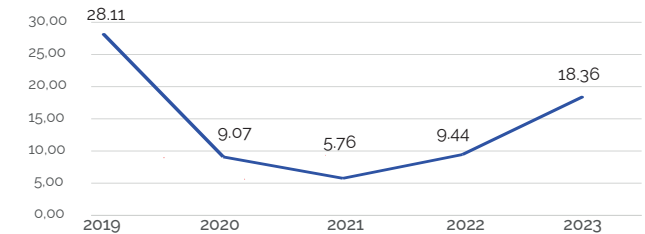
theatrical release: box office (€, millions) and tickets

| | 2019 | 2020 | 2021 | 2022 | 2023 |
|-------------------|----------|---------|---------|---------|----------|
| Quantity of films | 224 | 152 | 208 | 280 | 291 |
| % of total | 69% | 60% | 66% | 79% | 72% |
| Box office | 182.93 € | 57.56 € | 37.50 € | 60.57 € | 121.34 € |
| Tickets | 28.11 | 9.07 | 5.76 | 9.44 | 18.36 |

BOX OFFICE



TICKETS



Cinema Production

Box Office and tickets

Documentaries

Italian initiative documentaries produced between 2019 - 2023
requesting Production tax credit, by box office (€, millions)

| COST BRACKET | 2019 | | 2020 | | 2021 | | 2022 | | 2023 | |
|-------------------------------|-----------|---------------|-----------|---------------|-----------|---------------|-----------|---------------|-----------|---------------|
| | FILM | BOX OFFICE | FILM | BOX OFFICE | FILM | BOX OFFICE | FILM | BOX OFFICE | FILM | BOX OFFICE |
| ≤ 200,000 € | 15 | 0.49 € | 10 | 0.43 € | 17 | 0.10 € | 24 | 0.25 € | 18 | 0.52 € |
| > 200,000 € e ≤ 800,000 € | 20 | 2.58 € | 21 | 0.39 € | 24 | 0.89 € | 29 | 0.70 € | 36 | 2.23 € |
| > 800,000 € e ≤ 1,500,000 € | 2 | 1.66 € | 2 | 0.03 € | 5 | 0.12 € | 8 | 0.43 € | 4 | 0.28 € |
| > 1,500,000 € e ≤ 2,500,000 € | 0 | - | 1 | 0.04 € | 0 | - | 3 | 2.95 € | 2 | 0.10 € |
| > 2,500,000 € e ≤ 3,500,000 € | 0 | - | 0 | - | 0 | - | 0 | - | 1 | 0.51 € |
| > 3,500,000 €, ≤ 10,000,000 € | 0 | - | 1 | 0.12 € | 0 | - | 0 | - | 1 | 0.08 € |
| > 10,000,000 € | 0 | - | 0 | - | 0 | - | 0 | - | 0 | - |
| TOTAL | 37 | 4.73 € | 35 | 1.01 € | 46 | 1.11 € | 64 | 4.33 € | 62 | 3.72 € |
| Ineligible | 25 | 0.80 € | 7 | 0.06 € | 7 | 0.10 € | 10 | 0.37 € | 21 | 0.16 € |

Cinema Production

Box Office and tickets

Feature films

Italian initiative feature films produced between 2019 - 2023
requesting Production tax credit, by box office (€, millions)

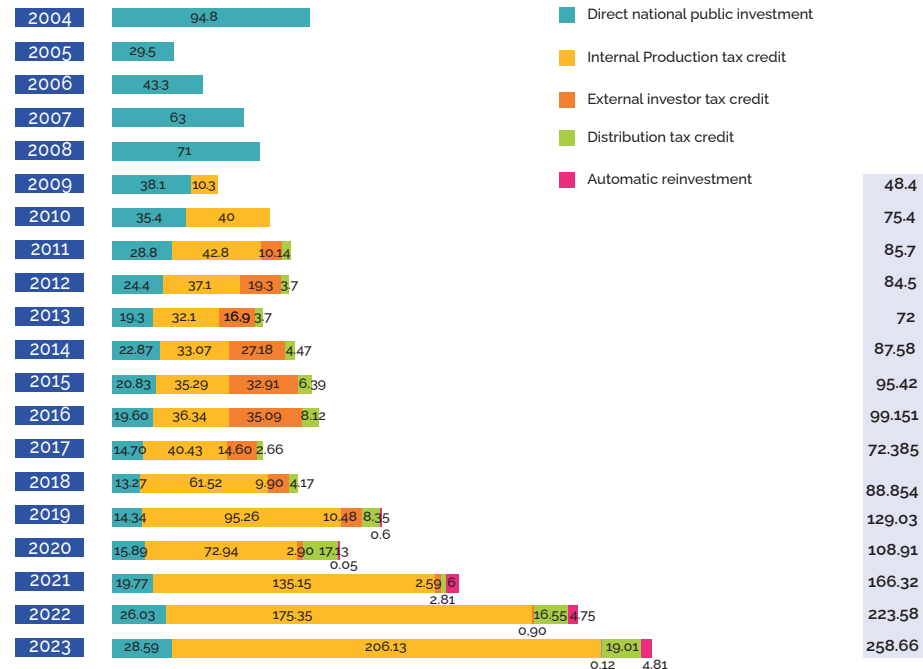
| COST BRACKET | 2019 | | 2020 | | 2021 | | 2022 | | 2023 | |
|-------------------------------|------------|-----------------|-----------|----------------|------------|----------------|------------|----------------|------------|-----------------|
| | FILM | BOX OFFICE | FILM | BOX OFFICE | FILM | BOX OFFICE | FILM | BOX OFFICE | FILM | BOX OFFICE |
| ≤ 200,000 € | 2 | 0.05 € | 4 | 0.08 € | 5 | 0.04 € | 5 | 0.02 € | 4 | 0.07 € |
| > 200,000 € e ≤ 800,000 € | 17 | 1.41 € | 12 | 0.61 € | 12 | 0.25 € | 19 | 0.46 € | 20 | 0.21 € |
| > 800,000 € e ≤ 1,500,000 € | 22 | 1.91 € | 14 | 10.17 € | 20 | 0.34 € | 35 | 1.64 € | 28 | 0.57 € |
| > 1,500,000 € e ≤ 2,500,000 € | 22 | 8.35 € | 18 | 4.44 € | 18 | 1.14 € | 19 | 0.81 € | 22 | 2.52 € |
| > 2,500,000 € e ≤ 3,500,000 € | 7 | 8.46 € | 10 | 1.67 € | 19 | 2.70 € | 28 | 2.68 € | 17 | 4.81 € |
| > 3,500,000 €, ≤ 10,000,000 € | 32 | 75.84 € | 17 | 33.99 € | 39 | 28.75 € | 40 | 36.96 € | 38 | 38.45 € |
| > 10,000,000 € | 3 | 76.57 € | 2 | 3.25 € | 0 | - | 6 | 10.90 € | 11 | 67.49 € |
| TOTAL | 105 | 172.58 € | 77 | 54.22 € | 113 | 33.23 € | 152 | 53.48 € | 140 | 114.12 € |
| Ineligible | 16 | 0.08 € | 4 | 0.01 € | 4 | 0.01 € | 12 | 1.44 € | 12 | 0,15 € |

Cinema Production

Public funding grants

Public funding for films produced between 2004 - 2023 (€, millions)

Public funding in 2023 came to € 259M.



Audiovisual Production

- **248** audiovisual works (for TV and internet) were produced in **2023**, more than double the amount produced in **2019** and an increase on **2022** (TV: +13, internet +5).
- The overall cost of Italian initiative audiovisual works produced in **2023** increased to **€824M**, almost **€100M** more than the previous year.
- Cost breakdowns demonstrate that almost **65%** of budgets come from "other", attributable mostly to broadcaster and platform investment.
- Production Tax Credit in **2023** was worth **€254.81M** (+6% on 2022).
- In **2023**, the works requesting tax credit were **219**, for a total of **€276M**: in particular, there was an increase in the resources to support works for the internet. The overall investment was almost **€900M**.

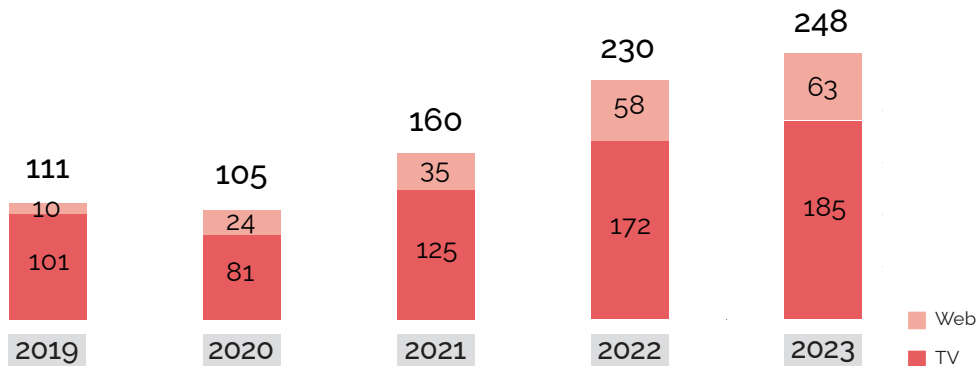
02

Audiovisual Production

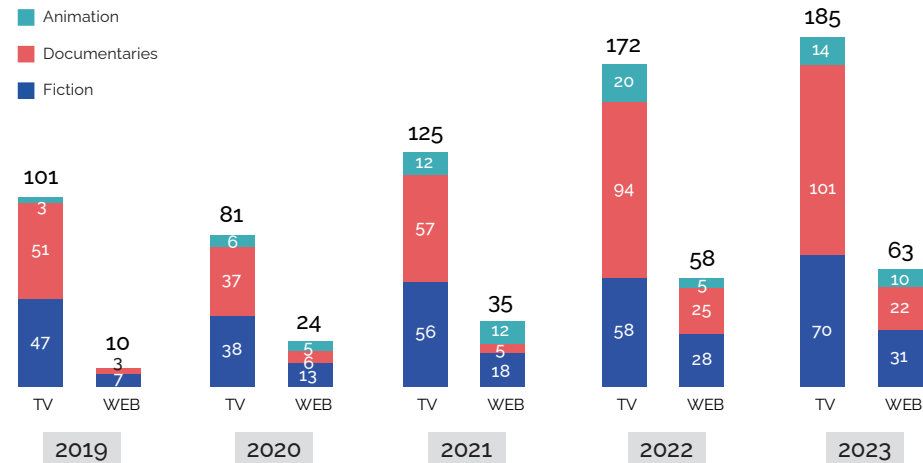
Audiovisual works (2019 - 2023)

248 audiovisual works for TV and internet were produced in 2023, an increase of 8% on 2022 and 123% on 2019.

Quantity of titles for distribution platforms 2019 - 2023



Quantity of titles for platforms and genres 2019 - 2023



Produzione Audiovisivo

Sources of funding

Italian initiative audiovisual works

Italian initiative audiovisual works produced in 2023

sources of funding (€, millions)



Italian initiative audiovisual works produced in 2022 - 2023

sources of funding (€, millions)

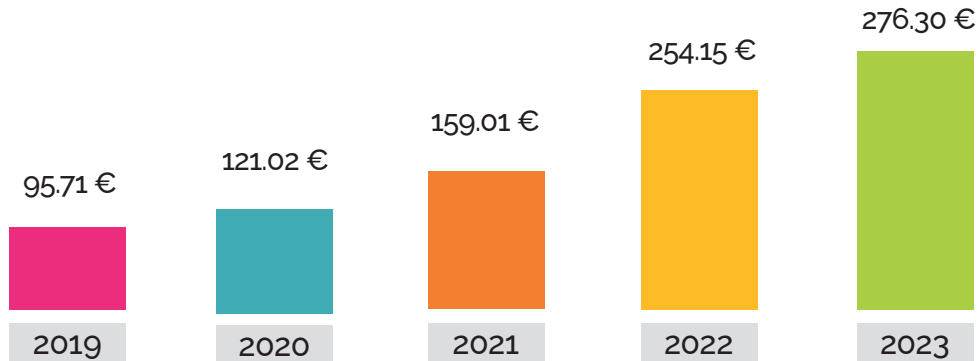
| | 2022 | 2023 |
|--|-----------------|-----------------|
| Production tax credit | 239.55 € | 254.81 € |
| Selective production grants | 3.05 € | 1.98 € |
| Regional and Film Commission funds | 4.72 € | 5.14 € |
| International, minority coproducer quota | 23.49 € | 28.37 € |
| Creative Europe MEDIA | 0.05 € | 0.03 € |
| Co-development funds | 0.02 € | - |
| Selective development grants | 0.08 € | 0.54 € |
| Other | 458.15 € | 533.20 € |
| TOTAL | 729.11 € | 824.06 € |

Audiovisual Production

Tax credit

Tax credit requested for TV and internet productions totalled **€276.3M** in **2023** (+9% on 2022).

Production tax credit requested **2019 - 2023** (€, millions)



Production tax credit requested, by genre **2019 - 2023** (€, millions)

| 2019 | | | 2020 | | | 2021 | | | 2022 | | | 2023 | | |
|----------------------|--------|---------|----------|---------|----------|----------|---------|---------|----------|---------|----------|----------|---------|----------|
| TV | WEB | TOT | TV | WEB | TOT | TV | WEB | TOT | TV | WEB | TOT | TV | WEB | TOT |
| Fiction | | | | | | | | | | | | | | |
| 81.53 € | 3.79 € | 85.32 € | 96.88 € | 13.71 € | 110.60 € | 105.42 € | 19.48 € | 124.9 € | 171.46 € | 46.77 € | 218.23 € | 175.71 € | 64.12 € | 239.84 € |
| Documentaries | | | | | | | | | | | | | | |
| 4.67 € | 0.38 € | 4.71 € | 3.14 € | 0.52 € | 3.66 € | 5.02 € | 2.72 € | 7.75 € | 10.65 € | 3.22 € | 13.88 € | 8.73 € | 4.97 € | 13.71 € |
| Animation | | | | | | | | | | | | | | |
| 5.67 € | 0 € | 5.67 € | 2.85 € | 3.90 € | 6.76 € | 8.64 € | 17.7 € | 26.36 € | 9.56 € | 12.47 € | 22.03 € | 9.61 € | 13.15 € | 22.75 € |
| TOTAL | | | | | | | | | | | | | | |
| 95.71 € | | | 121.02 € | | | 159.01 € | | | 254.15 € | | | 276.30 € | | |

Audiovisual Production

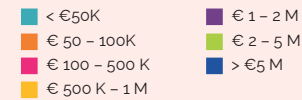
Production tax credit

219 works requested a tax credit. **25%** of the requests were in the **€100-500K** bracket.

Requested credit and estimated market investment 2019 - 2023 (€, millions)

| | 2019 | 2020 | 2021 | 2022 | 2023 |
|-------------------------|----------|----------|----------|----------|----------|
| Works | 104 | 102 | 151 | 203 | 219 |
| Companies | 58 | 56 | 85 | 124 | 125 |
| Credit requested | 95.71 € | 121.02 € | 159.01 € | 254.15 € | 276.30 € |
| Overall production cost | 405.11 € | 508.30 € | 557.04 € | 755.92 € | 891.60 € |

Works by bracket of tax credit requested 2023



Total:
219

Works by bracket of Tax credit requested

| | 2019 | 2020 | 2021 | 2022 | 2023 |
|---------------|------------|------------|------------|------------|------------|
| < €50K | 20 | 18 | 27 | 38 | 39 |
| € 50 - 100K | 17 | 13 | 20 | 34 | 28 |
| € 100 - 500 K | 26 | 25 | 28 | 48 | 53 |
| € 500 K - 1 M | 9 | 11 | 22 | 16 | 27 |
| € 1 - 2 M | 18 | 19 | 24 | 18 | 19 |
| € 2 - 5 M | 11 | 11 | 26 | 37 | 40 |
| > €5 M | 3 | 5 | 4 | 12 | 13 |
| TOTAL | 104 | 102 | 151 | 203 | 219 |

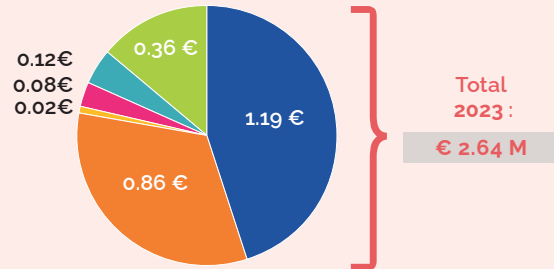
Audiovisual Production

Selective grants

Selective grants assigned to works for TV and internet distribution in **2023** came to **€ 2.64M**.

Selective grants 2023 (€, millions)

- Production: animation
- Production: documentaries
- Production: fiction
- Development: animation
- Development: documentaries
- Development: fiction



Selective grants 2019 - 2023 (€, millions)

| | 2019 | | 2020 | | 2021 | | 2022 | | 2023 | |
|----------------------|----------|--------------|----------|--------------|-----------|--------------|-----------|--------------|-----------|--------------|
| | OPERE | € | OPERE | € | OPERE | € | OPERE | € | OPERE | € |
| Production | 4 | 0.22€ | 7 | 2.09€ | 13 | 1.79€ | 20 | 2.95€ | 22 | 2.07€ |
| for animation | 0 | - | 4 | 1.93€ | 6 | 1.42€ | 8 | 2.21€ | 6 | 1.19€ |
| for documentaries | 3 | 0.18€ | 3 | 0.16€ | 7 | 0.37€ | 12 | 0.74€ | 15 | 0.86€ |
| for fiction | 1 | 0.04€ | 0 | - | 0 | - | 0 | - | 1 | 0.02€ |
| Development | 1 | 0.04€ | 2 | 0.02€ | 1 | 0.05€ | 4 | 0.34€ | 9 | 0.57€ |
| for animation | 1 | 0.04€ | 0 | - | 0 | - | 1 | 0.06€ | 1 | 0.08€ |
| for documentaries | 0 | - | 0 | - | 0 | - | 0 | - | 3 | 0.12€ |
| for fiction | 0 | - | 2 | 0.02€ | 1 | 0.05€ | 3 | 0.28€ | 5 | 0.36€ |
| Special calls | 0 | - | 1 | 0.02€ | 0 | 0 | 1 | 0.02€ | 0 | - |
| TOTAL | | 0.26€ | | 2.13€ | | 1.84€ | | 3.30€ | | 2.64€ |

Audiovisual Production

Audiovisual works (2019 - 2023)

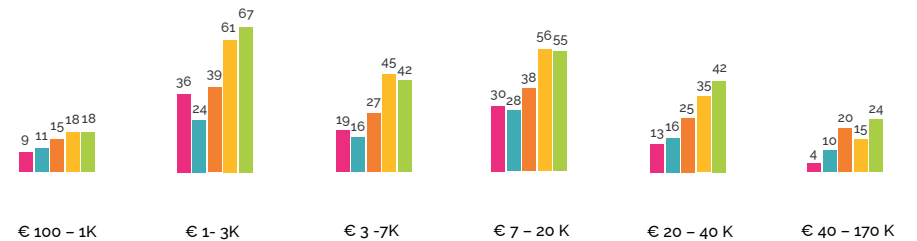
Works by number of episodes 2019 - 2023

| | 2019 | 2020 | 2021 | 2022 | 2023 |
|------------------------------|------------|------------|------------|------------|------------|
| TV Films/Short films (1-2) | 42 | 38 | 69 | 121 | 131 |
| Miniseries (3-9) | 35 | 32 | 48 | 71 | 79 |
| Medium-run series (10-20) | 23 | 26 | 29 | 22 | 17 |
| Long-running series (21-100) | 11 | 7 | 17 | 15 | 20 |
| > 100 episodes | 0 | 2 | 1 | 1 | 1 |
| TOTAL | 111 | 105 | 164 | 230 | 248 |



Works by cost per minute 2019 - 2023

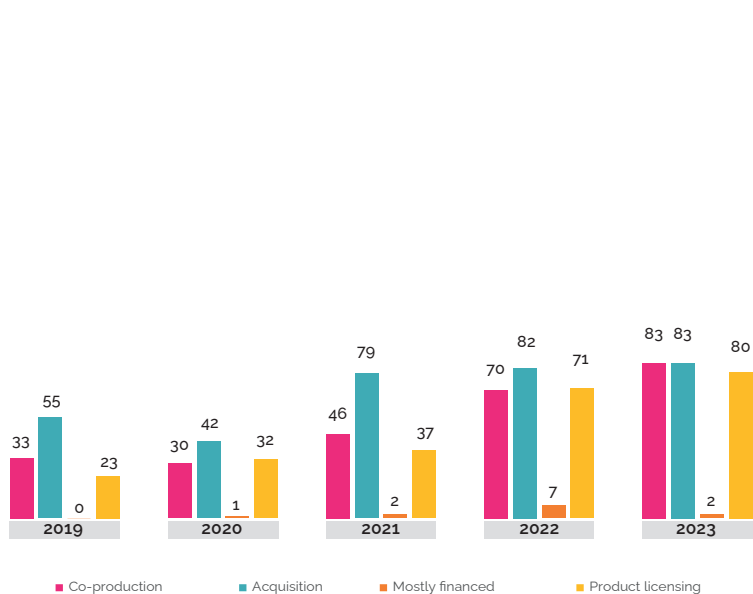
| | 2019 | 2020 | 2021 | 2022 | 2023 |
|--------------|------------|------------|------------|------------|------------|
| € 100 - 1K | 9 | 11 | 15 | 18 | 18 |
| € 1- 3K | 36 | 24 | 39 | 61 | 67 |
| € 3 -7K | 19 | 16 | 27 | 45 | 42 |
| € 7 - 20 K | 30 | 28 | 38 | 56 | 55 |
| € 20 - 40 K | 13 | 16 | 25 | 35 | 42 |
| € 40 - 170 K | 4 | 10 | 20 | 15 | 24 |
| TOTAL | 111 | 105 | 164 | 230 | 248 |



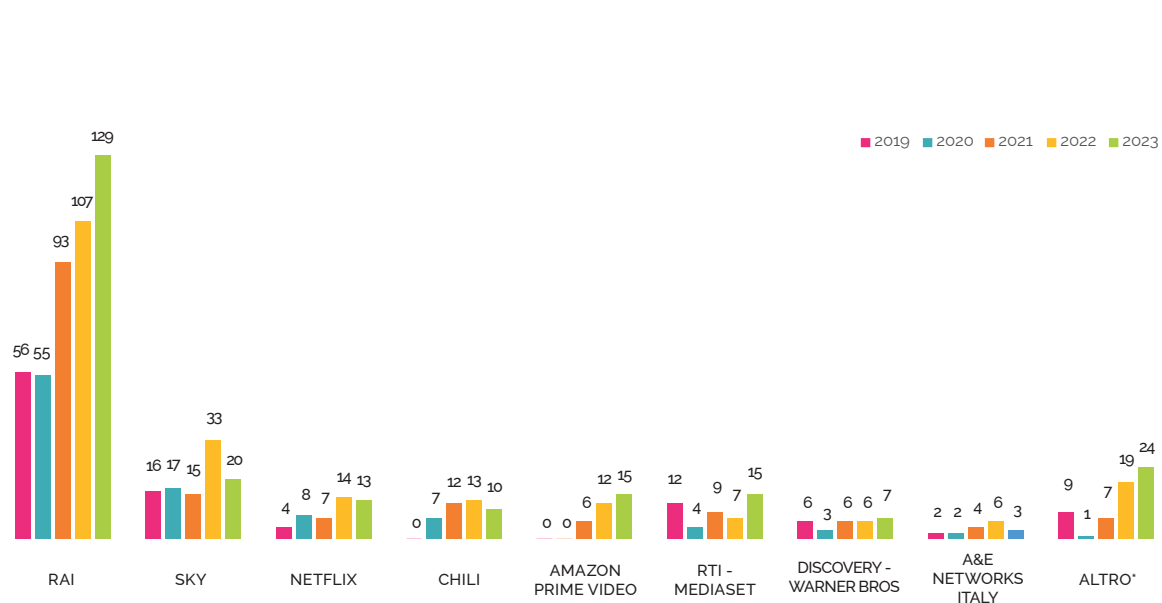
Audiovisual Production

Audiovisual works (2019 - 2023)

Works by contract type 2019 - 2023



Works by main distribution outlets 2019 - 2023



International Tax credit

CINEMA

- From **2016** to **2023**, **186** films requested international tax credit for a total of **> € 513 M**.
- International tax credit was requested for **31** films in **2023** (40 in 2022) for a total of **€ 167M**.
- From **2016** to **2023** a total of **€ 1.38 B** was requested in international tax credit.

TV/WEB

- From **2016** to **2023**, **168** audiovisual works (TV & internet) requested international tax credit for a total of **> € 365 M**.
- International tax credit was requested by **26** international audio-visual productions in **2023** (33 in 2022) for a total of **€ 55M**.
- From **2016** to **2023** a total of **€ 1 B** was requested in international tax credit.

03

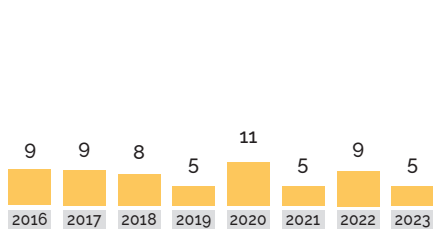
Audiovisual Production

Film

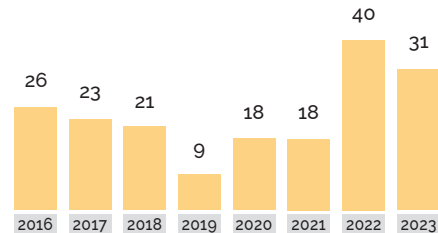
International tax credit was requested for **31** films in **2023** (40 in 2022) for a total of **€ 167M**.

International tax credit 2016 - 2023

requesting countries; films



Total countries 24



Total films 186

International tax credit 2016 - 2023

credit requested; project investment (€, millions)

Year of request

| 2016 | 2017 | 2018 | 2019 | 2020 | 2021 | 2022 | 2023 | Totale |
|------|------|------|------|------|------|------|------|--------|
|------|------|------|------|------|------|------|------|--------|

Credit requested

| | | | | | | | | |
|---------|---------|---------|------|--------|---------|----------|----------|----------|
| 15.14 € | 13.61 € | 18.21 € | 12 € | 41.2 € | 46.42 € | 199.58 € | 167.52 € | 513.69 € |
|---------|---------|---------|------|--------|---------|----------|----------|----------|

Investment


| | | | | | | | | |
|---------|---------|---------|------|----------|----------|----------|----------|------------|
| 60.56 € | 50.25 € | 61.39 € | 40 € | 137.34 € | 116.05 € | 498.94 € | 418.81 € | 1,383.36 € |
|---------|---------|---------|------|----------|----------|----------|----------|------------|

Audiovisual Production

Film

International Tax credit 2016 - 2023

requesting Countries



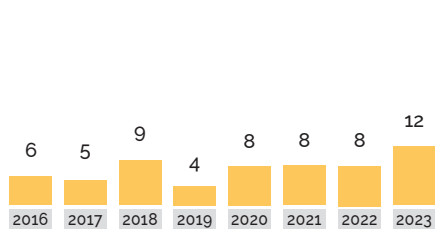
Audiovisual Production

TV and Web

International tax credit was requested by **26** international audio-visual productions in **2023** for a total of € **55M**.

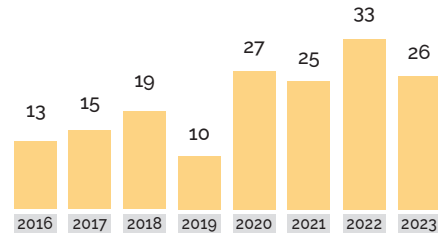
International tax credit 2016 - 2023

requesting countries; films



Total countries

19



Total films

168

International tax credit 2016 - 2023

credit requested; project investment (€, millions)

Year of request

| 2016 | 2017 | 2018 | 2019 | 2020 | 2021 | 2022 | 2023 | Totale |
|------|------|------|------|------|------|------|------|--------|
|------|------|------|------|------|------|------|------|--------|

Requested credit

| | | | | | | | | |
|--------|--------|---------|---------|---------|---------|----------|---------|----------|
| 2.65 € | 9.68 € | 54.22 € | 10.04 € | 28.40 € | 80.01 € | 124.79 € | 55.42 € | 365.32 € |
|--------|--------|---------|---------|---------|---------|----------|---------|----------|

Investment

| | | | | | | | | |
|---------|---------|----------|---------|---------|----------|----------|----------|------------|
| 10.61 € | 38.14 € | 180.88 € | 33.48 € | 94.73 € | 200.27 € | 311.96 € | 138.55 € | 1.008.63 € |
|---------|---------|----------|---------|---------|----------|----------|----------|------------|

Tax credit for videogames

- In **2023** **52** videogames requested tax credit (37 in 2022) for a total of **€9.3 M** (€12.8M in 2022).
- A total of **> €27M** in credit was attributed to **117** works, produced by **79** companies in the three year period.
- The total investment for which tax credit was requested (2021-2023) was **€127M**.

04

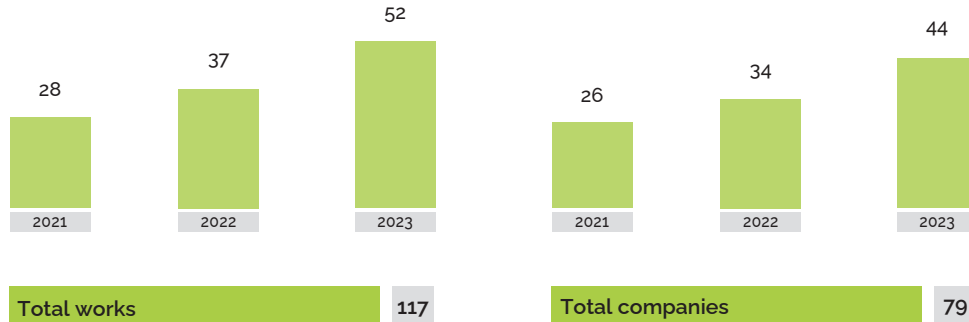
Tax credit for videogames

Videogames

52 works requested tax credit in 2023, for a total of €9.3M.

Tax credit videogames 2021 - 2023

requesting companies; works



Tax credit videogames 2021 - 2023

Credit requested; project investment (€,millions)

| Year of request | 2021 | 2022 | 2023 | Totale |
|---|-------|---------|-------|---------|
| Credit requested | 5.1 € | 12.76 € | 9.3 € | 27.15 € |
| Investment base For tax credit request | | | | 127.2 € |